



KRKA BRIDGE, CROATIA.



STOREBÆLT EAST BRIDGE, DENMARK.

In 1992, **FIP Industriale** secured CISQ/ICIM certification for its Quality Assurance System in conformance with EN 29001 European standard (iso 9001).

FIP Industriale has been the first Italian manufacturer of structural bearing, anti-seismic devices and expansion joint boasting a Quality Assurance System certified at the highest level, from design to customer service assistance.



ISO 9001 - Cert. n. 0057



FIP INDUSTRIALE SpA
via Scapacchiò 41 • 35030 Selvazzano (PD) • ITALY
T +39 049 8225511 • F +39 049 638567
fip@fip-group.it

FIP INDUSTRIAL UK LTD
PO BOX 504 • Cambridge CB1 0AP • UK
T +44 1223 518286 • F +44 1223 518287
fip-uk@fip-group.it

www.fip-group.it

oct. 2008



ANTI-SEISMIC DEVICES



ANTI-SEISMIC DEVICES

S00



FIP Industriale is proud of its contribution to the development of anti-seismic devices, in particular seismic isolation and energy dissipation devices, in the last **30 years**.

In the Seventies **FIP Industriale** designed and manufactured the anti-seismic devices for the first European seismically isolated bridge structure, the Somplago Viaduct on the Udine-Tarvisio motorway.

Since then, continued research and development led **FIP Industriale** to a **complete range of anti-seismic devices**, that are employed to implement either the conventional approach of earthquake engineering or the **innovative approach**, i.e. passive control of the structural response through **seismic isolation** and/or **energy dissipation**.

The **advantages** of the innovative approach are well known:

- damage to structural elements can be fully avoided or at least strongly reduced;
- seismic isolation is the only technology able to guarantee complete functionality of a structure even after a strong earthquake.

At **FIP Industriale** flexibility is a must. This makes it possible to work according to the most diversified **international standards** and project specifications, as well as to develop **completely new devices** based on customer needs.

Thanks to **one of the biggest laboratories in Europe of its type**, where equipments comprise of a 8,000 ton test rig and several rigs for dynamic testing employing 680 kW hydraulic power supply system, the devices are full-scale tested at **FIP Industriale**.

Not only third parties regularly witness testing at **FIP Industriale**; the devices are also tested at **independent international laboratories**. For example, both fluid viscous dampers and flat surface sliders with steel hysteretic dampers have been tested in California according to the **USA's HITEC protocol**.

Worth of note are also the tests carried out on the Caltrans SRMD Test Facility at the University of **California San Diego** on the fluid viscous dampers for the Rion-Antirion Bridge, tested up to the maximum design velocity of 1.6 m/s, and for the Loureiro Bridge (Portugal).

Further to testing at University of California Berkeley, **FIP Industriale** is the only non-American viscous dampers manufacturing Company pre-qualified for retrofit of the **Golden Gate Bridge**.

Moreover **FIP Industriale** is approved supplier of viscous dampers for **Caltrans**.

The ever-increasing number of structures worldwide protected by **FIP Industriale's** anti-seismic devices, gives conclusive testimony of their technical competence and commitment.

These prestigious **record projects** include:

→→→ the **Storebaelt Bridge in Denmark**, the longest suspension bridge in Europe. Here displacements are controlled by shock transmission units designed for 5000 kN and ± 1100 mm;

→→→ the **Taipei 101 Skyscraper in Taipei** - Taiwan, the world's tallest building since 2004 (508 m), whose tuned mass damper implements **FIP Industriale's** special fluid viscous dampers, designed to have different behaviour to earthquakes and windstorms;

→→→ the **Rion-Antirion Bridge in Greece**, benefits from the world's longest fluid viscous dampers (11.3 m pin-to-pin length);

→→→ the twins **St. Francis Shangri-La Towers in Manila** - Philippines, where viscous dampers are installed into the structure according to an ARUP newly developed and patented configuration;

→→→ the **Stonecutters Bridge in Hong Kong**, 1018 m main span, protected by the world's most advanced shock transmission units (maximum force 8000 kN).

FIP INDUSTRIALE'S ANTI-SEISMIC DEVICES: IF THE EARTH TREMBLES, WHY SHOULD YOU?

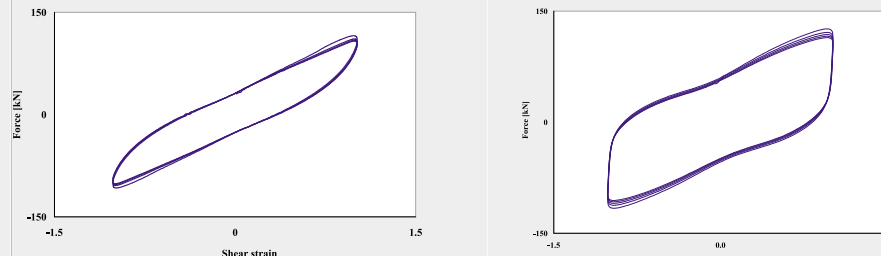
SEISMIC ISOLATORS

ELASTOMERIC

ELASTOMERIC ISOLATORS



Elastomeric isolators (EIs) are made up of rubber layers alternating with steel laminates joined together through vulcanization. Their behaviour can be modelled as linear, by means of effective stiffness and equivalent viscous damping. Usually they are manufactured with High Damping Rubber compound, i.e. with equivalent viscous damping 10÷15% at 100% shear strain (HDRB).

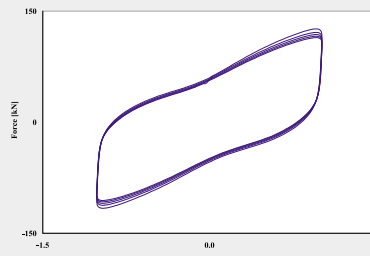


Experimental hysteresis loops of an EI at frequency 0.5 Hz, shear strain ± 100%.

LEAD RUBBER BEARINGS



Lead Rubber Bearings (LRBs) are elastomeric isolators with a cylindrical lead plug inserted in their centre, with the aim to increase the damping by hysteretic shear deformations of the lead. The equivalent viscous damping can be up to 30%. Their constitutive behaviour, typically bilinear, can be modelled as linear or non-linear, according to the used code.



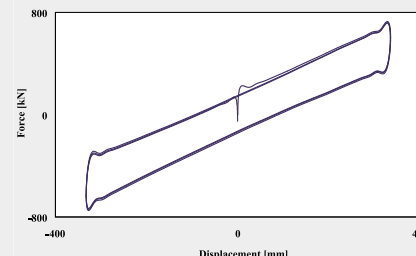
Experimental hysteresis loops of an LRB at frequency 0.5 Hz, shear strain ± 100 %.

SLIDERS

CURVED SURFACE SLIDERS



The Curved Surface Sliders (CSSs) or Friction Isolation Pendula (FIP®) use gravity as the restoring force. Energy dissipation is provided by friction in the main sliding surface. The parameters of the bilinear constitutive law depend on the radius of curvature and friction coefficient. For very large displacements CSSs may be substituted by Double Concave Curved Surface Sliders (DCCSSs).

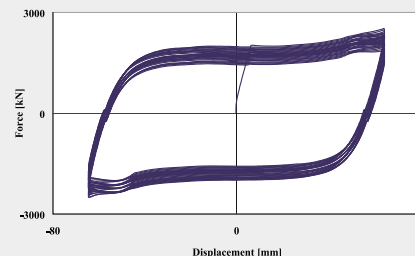


Experimental hysteresis loops of a CSS (Friction Isolation Pendulum - FIP®).

FLAT SURFACE SLIDERS WITH DAMPERS



These isolators combine in a single device a slider and dampers, that typically are steel hysteretic and/or fluid viscous dampers. Thus, the resulting behaviour is characterised by a very high energy dissipation capacity. The slider can be free-sliding or guided, as required. The isolator can also combine STUs or mechanical fuse restraints.



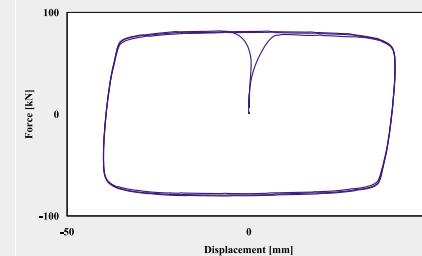
Experimental hysteresis loops of a flat surface slider with steel hysteretic dampers.

VELOCITY DEPENDENT DEVICES

FLUID VISCOUS DAMPERS



Fluid Viscous Dampers (FVDs) are cylinder/piston devices that exploit the reaction force of silicon fluid forced to flow through an orifice and/or valve system. The typical force-velocity law of FIP's FVDs is non-linear, i.e. $F=Cv^\alpha$, where F_0 is the pre-load force, K is the stiffness, C is the damping constant and $\alpha=0.15$. The pre-load force can be useful to avoid displacements under service horizontal loads (e.g. braking forces in a bridge). Different values of the exponent α can be provided on request.

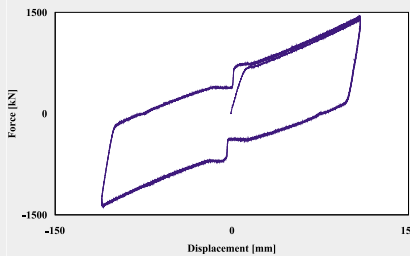


Experimental hysteresis loops of a FVD under sinusoidal input.

FLUID SPRING DAMPERS



The reaction force F of Fluid Spring Dampers (FSDs) depend on both imposed velocity v and displacement x according to the law $F=F_0+Kx+Cv^\alpha$, where F_0 is the pre-load force, K is the stiffness, C is the damping constant and $\alpha=0.15$. The pre-load force can be useful to avoid displacements under service horizontal loads (e.g. braking forces in a bridge).



Experimental hysteresis loops of a FSD without pre-load force.


DISPLACEMENT DEPENDENT DEVICES

NON-LINEAR

STEEL HYSTERETIC DAMPERS



Steel Hysteretic Dampers (SHDs) use as a source of energy dissipation the hysteretic yielding of steel elements of various shapes, developed to guarantee many stable hysteresis loops. The most used elements are the crescent moon and the tapered pin (single or double). SHDs can be combined with STUs, when necessary to handle significant thermal movements.

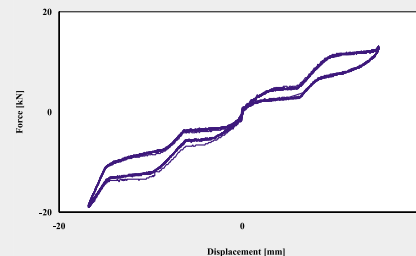


Experimental hysteresis loops of a SHD with crescent moon elements.

SHAPE MEMORY ALLOY DEVICES



Shape Memory Alloy Devices (SMADs) are axial restraint devices exploiting the superelastic properties of shape memory alloys in the austenitic state. Their force-displacement curve exhibiting one or more "plateaux" enables SMADs to limit the maximum load transmitted to the structure to which they are connected. They have a strong recentring capability.

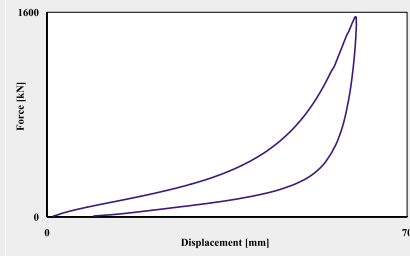


Experimental force vs displacement curve of a SMAD.

BUFFERS



Buffers are double-acting axial devices comprising a certain number of elastomeric discs, each of them vulcanized to two steel plates. A particular arrangement of steel rods allows the discs to always be compressed, regardless of the direction of the movement. Buffers are used in bridges at abutments and/or between adjacent decks where expansion joints are located.



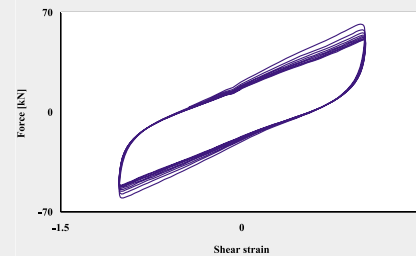
Experimental force vs displacement curve of a buffer.

LINEAR

ELASTOMERIC VISCOEASTIC DAMPERS



Elastomeric Viscoelastic Dampers (EVEDs) are made of one or several layers of elastomer which are strained in shear, connecting the relatively moving parts of a structure. Usually they are installed in bracings in framed buildings. The elastomer compound used is high damping, with equivalent viscous damping 15÷20% at 100% shear strain.



Experimental hysteresis loops of an EVED at frequency 0.5 Hz, shear strain ± 100 %.

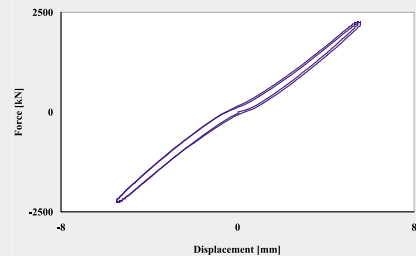
RIGID CONNECTION DEVICES

TEMPORARY

SHOCK TRANSMISSION UNITS



Shock Transmission Units (STUs) provide a very stiff dynamic connection, whilst their reaction to low velocity applied displacements, e.g. due to thermal changes, is negligible. STUs find valid application whenever the structure is requested to change its behaviour in the event of earthquakes or other dynamic actions. Sometimes STUs are also referred to as lock-up devices.



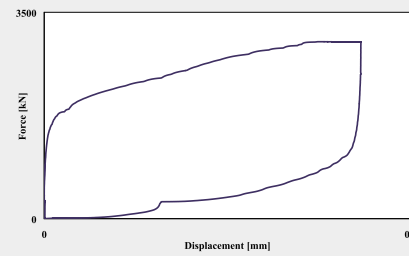
Experimental force vs displacement curve of a STU.

PERMANENT

GUIDE BEARINGS AND RESTRAINT BEARINGS



Guide bearings and restraint bearings are devices which provide steady restraint in one or two horizontal directions, respectively, accommodate rotations and vertical displacements, i.e. do not transmit bending moments and vertical loads. Guide bearings are also referred to as Moveable Connection Devices, and restrained bearings as Fixed Connection Devices.

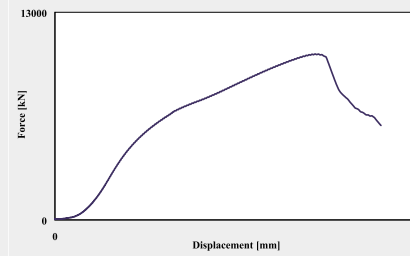


Experimental force vs displacement curve of a guide bearing.

MECHANICAL FUSE RESTRAINTS



Mechanical Fuse Restraints (MFRs) below a pre-established force threshold prevent relative movement between connected parts, whilst they permit movements after the aforesaid threshold has been exceeded provoking the breakaway of sacrificial components. Movements can be in one or any direction; i.e. a MFR can be designed to become a guide bearing after breakaway.



Experimental force vs displacement curve of a MFR.



Setting up for testing of two 1150 mm diameter EIs at FIP laboratory.



LRB under shaking table testing at the National Technical University of Athens, Greece.



A DCCSS under testing at the Eucentre Laboratory, Pavia, Italy.




A flat surface slider with steel hysteretic dampers for the Crescenza Viaduct, Italy.



FVDs for the Rion-Antirion Bridge (Greece) under testing at FIP laboratory.



A FSD for the Badia Nuova Viaduct on the A1 Highway, Italy.



A steel hysteretic damper comprising double tapered pin elements and STUs (Jamuna Bridge, Bangladesh).



Shaking table tests on masonry walls connected with SMADs.



Buffers for viaducts on the TAG Motorway, Turkey.



Shaking table tests on a reinforced concrete frame with EVED atop chevron bracings.



Setting up for testing at FIP laboratory of a STU for the Storebælt Bridge, Denmark.



A guide bearing for the Panagia Grevena Section Bridges, Greece.



A MFR for the Viaduct 1.1, Caracas-Tuy Medio Railway, Venezuela (guided after failure).



EIs as installed in the "Da Luz" Hospital, Lisbon, Portugal.




LRBs as installed in an office building in Italy.



10000 kN vertical load DCCSS.



A flat surface slider with steel hysteretic dampers as installed in the Marquam Bridge, Oregon, USA.



FVDs as installed in the Tuned Mass Damper atop the Skyscraper Taipei 101, Taipei, Taiwan.



A FSD as installed in the Rio Higuamo Bridge, Dominican Republic.



Steel hysteretic dampers with crescent moon elements as installed in the Adige Bridge at Albaredo, Italy.



SMADs as installed in the Basilica of San Francesco in Assisi, Italy.



Buffers as installed in the Somplago Bridge, Italy, the first seismically isolated bridge in Europe (1974-1976).



An EVED as installed in the Gentile-Fermi School, Fabriano, Italy.



STUs under installation in the Stonecutters Bridge, Hong Kong, China.



Restraint devices for the Tusa Viaduct, Messina-Palermo Highway, Italy.



A MFR as installed together with FVDs in the Rion Antirion Bridge, Greece.