

POP-UP INFLATABLE BESPOKE STRUCTURES



BESPOKE AIR INFLATABLES

Where inflation counts...

Cintec International, an award-winning structural engineering company, is well known in the industrial market place for manufacturing structural supporting air frames and has recently extended its range of products.

Over the past 15 years we have produced air and water filled structures for the military, police and emergency services. Products that are routinely supplied include light and heavy-duty coverings in preferred colours and the units have transparent windows, ground sheets, weight bags and detachable banners.



As well as our innovative products, the company is also a world leader in the engineering sector, restoring some of the world's most iconic landmarks including the Egyptian pyramids, The White House, the Statue of Liberty and Windsor Castle.



INFLATABLE SHELTERS

Cintec's shelters have helped the fire and rescue services create one of the most world's most advanced Incident Command Units. The shelters are made of lightweight fabrics which reduce the weight carried and are easier to deploy. The shelter is unique in that it creates a number of work spaces around the emergency vehicle, tripling it in size. We also manufacture bespoke shelters to cater to any specific requirements you may have.

- Lightweight, quick-to-deploy shelter for rapid response as well as for indoor/ outdoor situations
- Lightweight and compact, making shelters easier to transport and carry to any scenario
- Shelters have removable end-panels and two or more are able to be joined together, if required, with zipped entrances to the front and rear
- Wide range of colours and sizes are available
- Bespoke shelters can be made to accommodate specific requirements
- Shelters are inflated by either an electric pump, foot pump or BA cylinder and regulator, available from Cintec along with other accessories.





Supplied with opaque canopy – visual shows air-filled structure for illustration purposes only

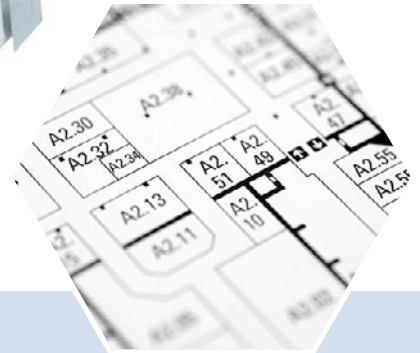
CUSTOMISABLE SHELTERS

The company provide international military with unique and customisable shelters which are constructed using inflatable sealed beams to ensure robust, all weather protection. The products available range in size – from sentry boxes and small decontamination units, to medium sized units that are easily deployed as command centres, medical facilities and large units capable of housing aircraft, vehicles and large volumes of equipment and supplies.



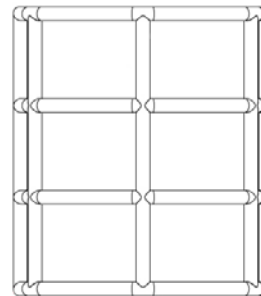


Supplied with opaque canopy – visual shows air-filled structure for illustration purposes only



INDOOR AND OUTDOOR EVENTS

Cintec also provide temporary housing for a range of indoor and outdoor events. Easily assembled and dismantled, the shelters can be customised to accommodate a host of exhibitions, show rooms and much more. The sealed beam construction provides the shelters with much greater strength than other shelter systems and their wide standing pads and water-filled side skirts provide strong anchoring that are durable in all weather conditions.





DE-CONTAMINATION UNIT

Cintec International offer a comprehensive range of de-contamination units, from single shower cubicles to stations designed for mass de-contamination. All units are designed for quick deployment and easy use. On inflation, there is a complete and ready-to-use system with components such as spray booms, floor bunding and partitions within the units. We also offer a range of versatile ground fixing options and a host of accessories for maximum efficiency and safety.

- Lightweight inflatable units can be set up in minutes
- Units are compact and easy to store
- Detachable lining
- Low maintenance
- Integral shower system
- Roll-up doors at each end with zip closure.





PATHWAYS AND RESCUE SLEDS

We provide a host of equipment for all of the rescue services. One of our products is the Rescue Pathway, used primarily to access casualties and carry out rescues on water, mud, ice and unstable terrain. The pathway is available in various sizes, from 2-10m in length. Another pivotal feature is that several inflatable paths can be connected using the rapid extension link-up feature. The pathways can either be connected lengthways to extend the path, or sideways to create a rescue raft. The equipment is compact and easily transported and packs away

- Allows access to casualties during rescue on water, mud, ice and unstable terrain
- Provides good stability
- Available in various lengths and can be connected lengthways to extend the path or sideways to create a raft this is a versatile piece of kit

neatly into the carrying case provided. It can be inflated and deployed quickly allowing rescue operations to be carried out in minutes.

In addition to Rescue Pathways, Cintec provide emergency services with Rescue Sleds. The sled is fully inflatable along with being lightweight and portable. It is easy to manoeuvre and is perfect for casualty rescue in flood situations. With a flat bottom the sled is stable and can also be used in shallow water.

- Compact, portable and stores away into a valise
- Strong and durable
- Non-slip top surface
- Neoprene rubber drop stitch construction
- Low maintenance.



WATER & PILLOW TANK

Cintec's Pillow Tanks provide a robust and quickly deployable solution for the storage and transportation of water. There are two ranges of Pillow Tanks – potable and non-potable. Manufactured with integrated handles and lifting points on larger sizes, Pillow Tanks are designed to be as easy as possible to transport when full. They come complete with restraining straps to limit movement during transportation and are suitable for use on various different vehicles.



- Water tanks
- Cintec range of pillow tanks provide a robust solution for storage and transportation of water
- Manufactured with handles and lifting straps the tanks are designed to be as easy as possible to transport when full
- Constructed from strong and durable material
- Pillow tanks provide a reliable solution for temporary or long-term water storage
- These tanks can also be manufactured for drinking water making them ideal for disaster/relief situations
- The tanks are available in a range of sizes
- Filling and emptying fittings to customer requirements.



HEXAGON WATER DAM

Due to the limited water storage of a fire appliance it is necessary to provide additional water to the appliance if a mains supply is not available. Cintec's Hexagon Water Dam allows a bowser or tanker to fill the unit and leave to refill, while the fire appliance can draw the water from the storage unit.

The Waterwall Dam is able to be used on uneven ground and gentle slopes. Waterwall Dams are bespoke designs that can be made to suit the clients requirements and can vary in size and capacity. The Waterwall Dam comes flat packed in its own valise. It is then inflated using an air pump or a compressed air supply. As soon as the dam is inflated it is ready to receive water.






INFLATABLE ONION TANK

Cintec provide military forces and industry with the Onion Tank which is relied on for the storage of drinking water in remote locations and emergency situations. With capacities ranging from 999L to 11,356L this open-top tank is approved for potable water and is constructed of heavy duty urethane coated fabric. Complete with a top cover (to prevent evaporation and contamination), the Onion Tank is fully collapsible and easily transportable.

- The Onion Tank is simple, quick to deploy
- For the storage of water
- Ideal for rapid response
- To fill the reservoir is a quick and easy
- A flotation ring is inflated using a hand pump or air cylinder
- Comes complete with carrying valise
- Water is pumped into the tank the air ring will automatically lift the sides of the tank with the rising water creating a self-supporting water solution
- Ground sheet
- Customer required couplings
- Cover to prevent contamination
- These tanks are available in various sizes.



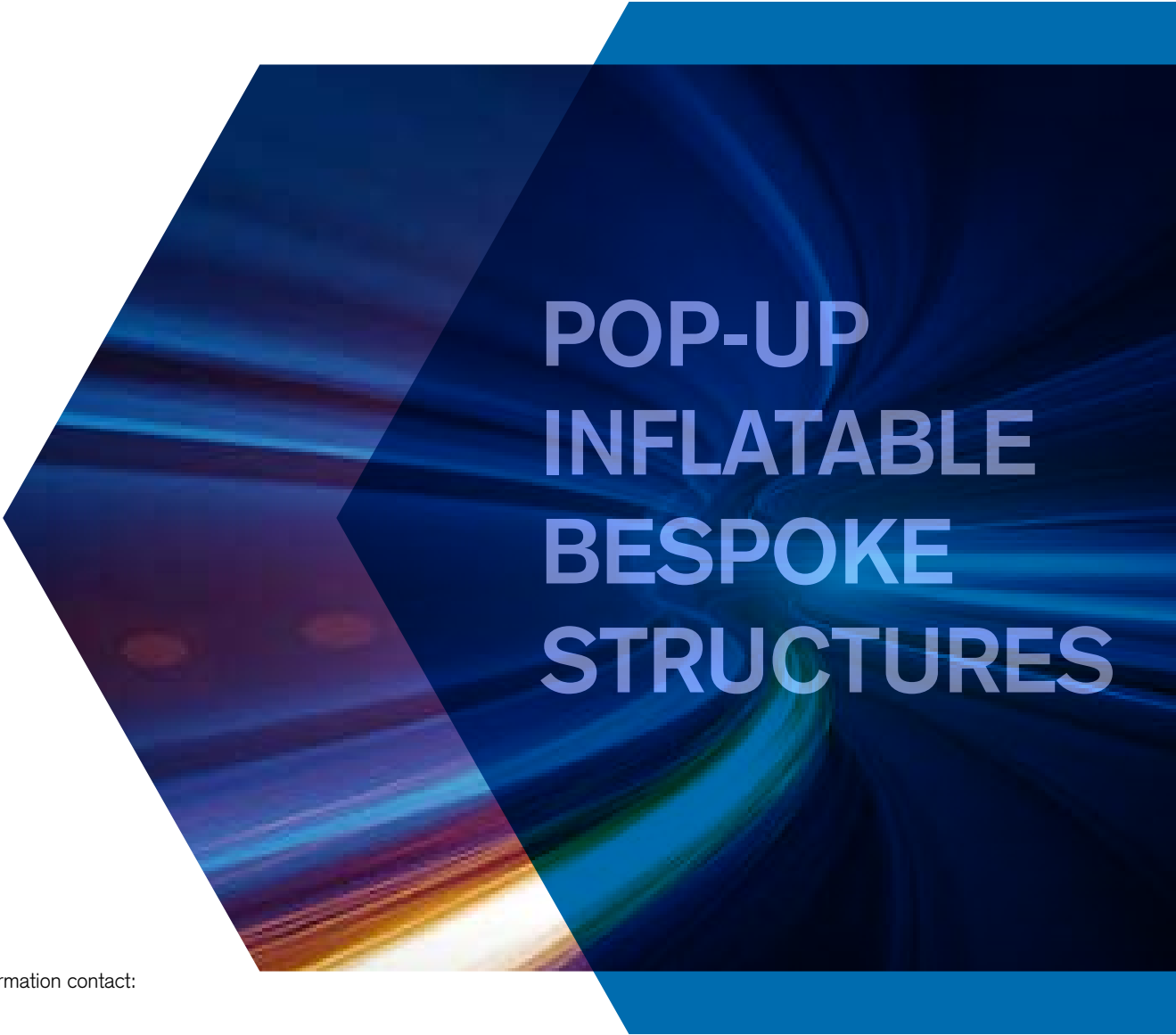
ACCESSORIES & SPARES

Accessories and spares are available for all types of compressors.



CINTEC

Cintec – supplying the world

The background of the slide is a large, abstract graphic. It features a dark blue field with vibrant, multi-colored light streaks in shades of purple, blue, and yellow, creating a sense of motion and depth. Overlaid on this is a large, semi-transparent blue hexagon. The text "POP-UP INFLATABLE BESPOKE STRUCTURES" is written in a light blue, sans-serif font across the right side of the hexagon.

POP-UP INFLATABLE BESPOKE STRUCTURES

For further information contact:

Peter James

email: peterjames@cintec.co.uk

t: +44 (0)1633 246614 | [www: cintec.com](http://www.cintec.com)

North America

1-613-225-3381 email solutions@cintec.com